



STRUBENVALE PRIMARY SCHOOL
SOCIALSCIENCES
GRADE 4 – TERM 3/2020

INSTRUCTIONS:

- USE YOUR GEOGRAPHY WORK BOOK.
- DO YOUR TERM 3 COVER
- WORK NEATLY.
- USE A BLUE PEN.
- NO CUTTING AND PASTING EXCEPT FOR DIAGRAMS
- DO NOT RUSH THROUGH THE WORK, DO 1 ACTIVITY A DAY
- WRITE THE HEADING ACCORDINGLY. E.G

WEEK 1

MAP SKILLS

DAY 1

HEADING

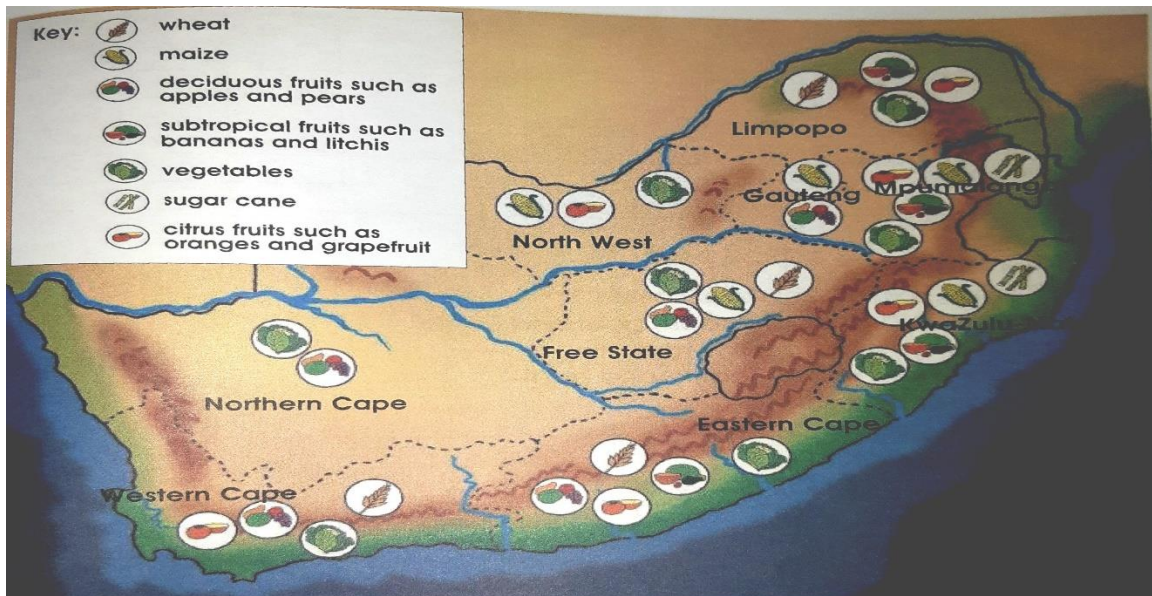
WEEK 17

FOOD AND FARMING IN SOUTH AFRICA

DAY 1

Activity 5

Crop farming in South Africa



1. Fill in the missing information to complete the table:


	one example of this type of fruit	one province where this fruit grows
Tropical fruit		
Deciduous fruit		
Citrus fruit		

2. Look at the map key:

- a. Draw the symbol for farms that grow sugar cane.
- b. Name the provinces where there are sugar cane farms.
- c. Draw the symbol for grapes.
- d. Name the provinces where there are grape farms.

DAY 2

Stock farming in South Africa



Stock farming means animal farming. Animals are reared for their meat or milk. To rear an animal means to breed it and take care of it.

Large stock: cattle and sheep

Beef cattle are bred for their meat. They can live in hot conditions, so they are found in most parts of South Africa. Cattle that are reared for their milk are called dairy cattle. There are commercial dairy farms in every province in South Africa, especially near big cities.

Sheep are bred for their meat and wool. Meat from young sheep is called lamb and meat from adult sheep is called mutton.

DAY 3

Small stock

Small stock includes goats and pigs. Many subsistence farmers keep a few goats for milk and slaughter and eat on special days. Pig meat is called pork. It is a popular meat in South Africa, because it is cheaper than beef or mutton.

Poultry farming

Poultry means birds that are reared for their meat and eggs.

Chicken is the main type of poultry. Ducks, turkeys and ostrich are also poultry. Subsistence farmers keep chickens for eggs and meat.


Summary

Farm animals	Products
1. Sheep	1. meat and wool
2. Chicken	2. eggs and meat
3. Ostrich	3. eggs, meat, feathers and leather
4. Cattle	4. meat, milk (dairy products) and leather

DAY 4

Activity 6

Stock farming in South Africa



Look at the above picture that shows animals that stock farmers keep and the food that we get from them:

1. Draw a table with two columns.
 - a. List each food product in column 1.
 - b. List the animal that the food product comes from in column 2.

Food product	Animal
--------------	--------

2. Write these headings on your book: **large stock; small stock; poultry**. Put the correct animal under the right heading.

DAY 5

Activity 7

Poultry farming



Hatching

- Chicks hatch out of the eggs.

Growing farms

- When the chicks are two days old, they go to growing farms.
- They eat special food to make them grow quickly.

Killing for meat

- After about 40 days the birds are killed.
- The birds are washed, packed and sent to shops.

1. Look at the diagram above. Write the following statements in the correct order:
 - a. Birds killed.
 - b. Eggs hatch.
 - c. Birds grow fat.
 - d. Chicks go to growing farms when they are two days old.
2. How long does a chicken live on this farm?
3. How do you think people raise chickens on subsistence farm?