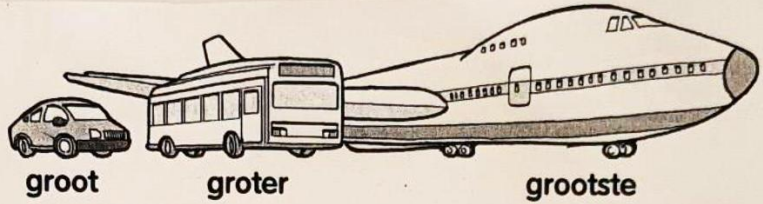


Afrikaans Grade 2
Week 17th to 21st August.

Lees en leer die trappe van vergelyking en die teenoorgestelde
(opposites)dan maak die oefeninge klaar.

Trappe van vergelyking:-


1.



2.



3.



4.



Teenoorgestelde:-

Vinnig – stadig (fast – slow)

Groot – klein

Naby – ver (near – far)

Warm – koud

Swart – wit


Kwaad – gelukkig (cross – happy)

Oud – jonk (old – young)

Trappe van vergelyking

Maak elkeen van die trappe van vergelykinge klaar.

1.



2.



3.



4.



Voltooi die sinne:

1. Die motor is groot, maar die _____ is groter en die _____ is die grootste.

2. Die ou motor is stadig, maar die _____ is stadiger en die _____ is die stadigste.

lorrie



bus

fiets

vliegtuig

Teenoorgesteldes.

Kyk na die prente en skryf die regte teenoorgestelde onder elkeen neer.



warm

koud

Sryf drie meer sinne soos die voorbeeld:

1. As iets nie naby is nie, is dit ver.

2. _____

3. _____


4. _____

Vul in die werkwoorde. (verbs)





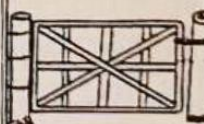
catch	wash	bake	dance	laugh
v <u>o</u> ng	w <u>o</u> s	b <u>o</u> k	d <u>o</u> ns	l <u>o</u> g
wait	chop	rake	clap	walk
w <u>o</u> g	k <u>o</u> p	h <u>o</u> rk	kl <u>o</u> p	st <u>o</u> p

Verbind die regte woord met die prentjie.





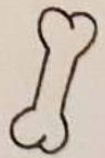


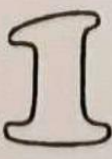

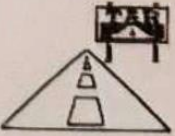
haan	vaak	skaak	draak	naam
------	------	-------	-------	------



Vul die vakraal in.

				
pe <u>n</u>	s <u>es</u>	t <u>ent</u>	n <u>ek</u>	h <u>ek</u>

Wat is dit?

				
be <u>er</u>	v <u>o</u> l <u>u</u> r	sp <u>o</u> l	l <u>o</u> l	b <u>o</u> l
				
s <u>on</u>	tw <u>o</u>	<u>o</u> n	p <u>er</u>	t <u>ra</u>