

STRUBENVALE PRIMARY SCHOOL

Grade 2 English (HL) TERM 2 Week 27th July – 31st July

SPELLING WORDS - Words for the week Double consonants "ss"

Please revise the "ff" words.

mass

less

mess

bless

dress

miss

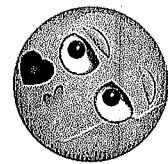
kiss

press

unless

across

Please code/decode and draw a little picture.



Sight words (read aloud)

transport

helicopter

plane

space ship

glider

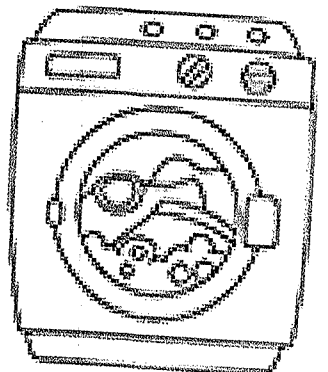



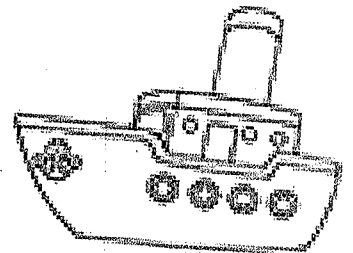

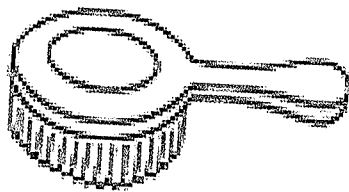





Sh Digraphs Revision

Look at each picture. If it starts with "sh" color the picture yellow.
If it ends with "sh" color the picture orange.

Begins with sh







Ends with sh



LISTENING AND SPEAKING

Explain and discuss what is happening in the story and then give it your own ending. What do you think happened?



? ? ?

READING COMPREHENSION AND WRITING

What will I be when I grow up?

When I grow up I'll work with animals. I don't know which job yet.

Maybe like my brother. He's a special vet.

He looks after scary snakes, some just out of eggs.

He says that snakes are easy as they don't have any legs.

My father is a scientist. He works to save rare birds.

Some are really clever and can even say some words.

'How do you do?'

My mother is a dog groomer. She loves dogs big or small.

Once she styled a poodle. It looked just like a ball.


My sister, she trains dolphins. They practise in the pool.

She hears the dolphins talk and sing. That sounds really cool!

So many animal jobs to choose but which one's right for me?

Because I'm only ten years old, I'll have to wait and see!

Short story



What will I be when I grow up?

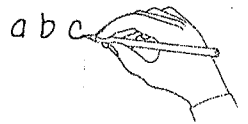


1. What's the word?

Write the word under the pictures.

brother	vet	snake	eggs	leg	father
bird	mother	dog	sister	dolphin	sing
	brother				

2. Fill it in!



Write the missing words in the sentences.

- a. My brother is a special vet.
- b. He looks after scary _____, some just out of eggs.
- c. My father is a _____. He works to save rare birds.
- d. Some are really clever and can even say some _____.
- e. My mother is a _____ groomer. She loves dogs big or small.
- f. Once she styled a poodle. It looked just like a _____.
- g. My sister, she trains _____. They practise in the pool.
- h. She hears the dolphins talk and _____. That sounds really cool!

3. Write sentences!

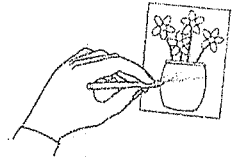


Write sentences about people in your family and their jobs.

- a. My _____ is a _____.
He/She _____
- b. My _____ is a _____.
He/She _____
- c. My _____ is a _____.
He/She _____
- d. My _____ is a _____.
He/She _____
- e. My _____ is a _____.
He/She _____

4. Write and draw!

What will you be when you grow up? Write about it and draw a picture!



Four sets of horizontal dotted lines for writing.

HANDWRITING

Read these sentences.

Copy the following sentences into the given space below:

(Remember to write the correct formation of the letters and use correct spacing between the words.)

Pete has a big dog. His name is Baxter. Baxter is grey and white. He likes to play outside with Pete.

Now copy the above sentences on to the lines below. Remember punctuation and correct spacing. Form all letters correctly.

Handwriting practice lines consisting of a vertical column of smiley faces on the left and a grid of horizontal lines for writing on the right.




LANGUAGE - Pronouns

Pronouns are words which are used to take place of nouns. Examples: This is Mrs Tau. She is our teacher.


Pete and Mpho are friends. They are always together.

Please colour in the correct pronoun.




she

he




he

IT



he

They




he

she




IT

she



They

she



he







she



he

I

Draw lines between the subject and its pronoun.



She

We

He

it

They

I

