

# STRUBENVALE PRIMARY SCHOOL

Grade 2 English (HL) TERM 2 Week 20<sup>th</sup> July – 24<sup>th</sup> July

Dear Parents/guardians

The Grade 2's are meant to be coming back to school on the 27<sup>th</sup> July. Please note that it will be the "B" group that will start school on Monday 27<sup>th</sup> July followed by the "A" group on Tuesday 28<sup>th</sup> July. Kind regards, Grade 2 Teachers

## SPELLING WORDS - Words for the week Double consonant; "ff"

Please revise the oi/oy words.

**off**

**cuff**

**huff**

**puff**

**cliff**

**stiff**

**gruff**

**stuff**

**sniff**

**fluff**



Please code and de-code the words and draw little pictures where possible.

## Sight words (read aloud)

bicycle

taxi

truck

scooter

motorbike

Build 4 words with the following sounds:

Revision:



**-oo-**


**-ea-**



**-oa-**


**-ee-**


# LISTENING AND SPEAKING

Learners must listen and follow instructions on the worksheet.

## In the House



Related Positions

1. How many cats does Amanda have?
2. Colour all the cats.
3. Where is the dog? Put an 'X' on him.
4. Which animal has a wet paw?
5. Why is the kitten behind the pot plant scared?
6. Where is the frog? Put a circle around it.
7. Put a tick on the animal behind the armchair.
8. Are there any other rabbits?
9. Where is the cockatoo? Circle it.
10. Which animal is in front of the pot plant?
11. Where is the goldfish?
12. Can you find an unusual pet? Is it really a pet?
13. How many birds are there?
14. Draw a ball on the mat.
15. Where is the rat mouse? Colour it

## WRITING

Please write 5 sentences using the oi/ oy words from last week. Don't forget to begin with a capital letter and end with a full stop.



## READING


- A) Please read this extract from "The Three little pigs" to your child and they must listen and identify any "ff" words.
- B) Learner to read this extract of "The 3 goats and also look out for "ff" words.

Once upon a time there were three little pigs who left home to go and seek their fortune.

The first little pig, who went towards the west, met a man carrying a bundle of straw.

"Please may I have your bundle of straw to build a house?" asked the little pig.

A)




The man, who was very kind, agreed. So the little pig carefully built his house of straw. Presently a wolf knocked at the door.

"Little pig, little pig, may I come in?"

"No! No!" squealed the little pig. "Not by the hair on my chinny chin chin."

"Then I'll huff and I'll puff and I'll blow your house down." said the wolf. So he huffed and he puffed until the house trembled and fell down. Then he ate up the little pig.




I am Gruff.

B)

I am the little goat.

I have no grass to eat.

I will go over the bridge  
to eat the grass  
and get fat.



Then a bad old troll jumped  
out of the water on to  
the bridge.


Bang-a-bang, bang, bang.  
Who are you?

I am Gruff.

I am a little goat.

I eat the green grass  
on the hill.

Go on then, little goat.  
I will eat not-so-little goat.



TRIP, TRAP, TRIP, TRAP,  
TRIP, TRAP.


The little goat ran over  
the bridge to the green  
grass.



The troll went back  
into the water.


## READING COMPREHENSION

Please answer in full sentences.



Title: -

I love presents! I get so happy when I see one. I wonder what is in this box? What present could it be? Maybe it is a pet. I do love pets. I really want a pet spider. I hope it's a spider. I also really like trucks. Maybe there is a truck in this box! I hope it is so big that I can drive it. Or maybe it is lots of cash. I will buy a lot of things with that cash. I want to open this gift. It is so pretty. I love the red bow. Can I open the present now? I am going to open it. Here I go. Wow! Look what is inside!



1. Give this story a title. Write it on the title line.
2. What pet does the author want? \_\_\_\_\_
3. What color is the bow on the gift? \_\_\_\_\_
4. What do you think is in the box? Why? \_\_\_\_\_


# HANDWRITING

Please copy the writing carefully on the lines, use a sharp pencil and remember finger spacing. Do the writing pattern in colour.

• Ee Ee Ee Ee Ee

• The empty elephant

• ate eighty earwigs.



Blank handwriting lines for practice.

• A zigzag line pattern drawn across the lines.

• A series of connected arches drawn across the lines, resembling a cursive 'n' or 'm' pattern.

Well done!



## LANGUAGE

Remember a noun is a naming word. Please choose from these nouns and fill them in the sentence so that it makes sense.

house ; teacher ; library ; friend ; shops ;  
taxi ; dog ; playground ; ball ; bread

1. A \_\_\_\_\_ was barking.
2. We went to school in a \_\_\_\_\_.
3. I live in a red \_\_\_\_\_.
4. My \_\_\_\_\_ taught me how to add.
5. We go to the \_\_\_\_\_ to get food.
6. You can check out books from the \_\_\_\_\_.
7. A \_\_\_\_\_ came to our house.
8. She plays with a \_\_\_\_\_ outside.
9. I had \_\_\_\_\_ for lunch.
10. We went to the \_\_\_\_\_ and played ball.